

Details Matter -- Pine Run Dead? -- 1:43 Scale Models

December 2005
Vol IV, No.12

InterMarqueMonthly

VINTAGE FOREIGN MOTORCARS OF THE UPPER MIDWEST

Steve and Kay Shogren enjoy one of the last top-down days of the year. (Car is a 1967 Triumph TR4A; photo is by Greg Gelhar.)



Vintage Foreign Marque Clubs of the Upper Midwest

British Iron Society of Greater
Fargo (701-293-6882)

**Citroën Car Club of
Minnesota**
(www.citroenmn.com)

**Ferrari Club of America,
Minnesota Chapter**
(LSand007@mn.rr.com)

Glacier Lakes Quatro Club
(www.glacierlakesqclub.org)

Jaguar Club of Minnesota
(www.jaguarminnesota.org)

Lotus Eaters (TYPE45@aol.
com)

Lotus Owners of the North -
LOON
(tengel@mchsi.com)

Mercedes Benz Club of
America, Twin Cities
Section (www.mbca-tc.org)

Metropolitans from Minnesota
(www.metropolitansfrom
minnesota.com)

**Minnesota Austin-Healey
Club**
(www.mnhealey.com)

Minnesota Autosports Club
(www.mnautox.com)

Minnesota MG Group
(www.mmgg.org)

Minnesota MG T Register
(www.mnmgtr.com)

**Mini-Sota Minis, Pizza
Eating, and Psychiatric
Self-Help Assn**
(www.mini-sota.com)

Minnesota Morgans
(Healeymog@yahoo.com)

Minnesota SAAB Club
(www.mnsaabclub.org)

Minnesota Triumphs
(www.mntriumphs.org)

Nordstern Porsche Club (www.
nordstern.org)

North Star BMW Car Club
(www.northstarbmw.org)

North Star Rotary Rockets
(www.northstarrotaries.com)

Pagoda Club of Minnesota (651-
452-2807)

The Regulars Twin Cities Vintage
Scooter Club
(www.minnescoota.com)

**Triumph Drivers of Mani-
toba** (www.britishcar.ca)

'Sota MINIs
(minimotoringsociety.com)

**Stella del Nord Alfa Romeo
Owners Club** (esolstad@
presenter.com)

Twin Cities VW Club
(www.twincitiesvwclub.com)

**Upper Midwest Lotus Ltd.
Affiliate** (autos.groups.
yahoo.com/group/umlla)

Vintage Sports Car Racing
(www.vscr.org)

Volvo Sports America Minnesota
Chapter (David Olson,
olson199@umn.edu)

Wheels of Italy
(wheelsofitaly.com/)

Z Owners Club of Minnesota
(www.zownersofmn.org)

Clubs listed in **red** are members of the Inter-Marque Council

An upper midwest e-group catering to TSD
rallies and tours:

Twin Cities Area Rally People

TCARP@yahoogroups.com

Sign up at www.yahoogroups.com

A British (Inter-Marque) internet forum for
the Twin Cities area. The forum includes
an area for local events as well as items
for sale and wanted.

Sign up at [p2.forumforfree.com/
bmcautos.html](http://p2.forumforfree.com/bmcautos.html)

DECEMBER, 2005
VOLUME IV, ISSUE 12

PUBLISHER
Vintage Enterprises

EDITOR
Andy Lindberg

SENIOR COPY EDITOR
Linda Larson Lindberg

CONTRIBUTORS
Greg Gelhar, Bob Groman, Mark Illinski,

SUBSCRIPTION INFORMATION
To subscribe, send your e-mail address to andy@earthlink.net with the secret message, "Subscribe me to the monthly."

ADVERTISING INFORMATION
Full-page ads are \$20/month. Quarter page ads or business cards are \$5/month. Ads in the classifieds are free for individuals. The only people who have to pay for an ad in the classifieds are businesses trying to get out of paying the above rates by putting their ads in the classifieds. Send ads to intermarquemonthly@yahoo.com. For paid ads, please make the check payable to Andy Lindberg as we don't exactly have a Monthly checking account.

ADDRESS CHANGES
To insure no issues are missed (or if you, gasp, want to terminate your subscription), send an e-mail message to andy@earthlink.net

COPYRIGHT 2005 by IMM. Legal disclaimer: All rights reserved, don't tread on me, 54-40 or fight, remember the Maine, and if you do anything stupid it's not our fault.

EDITORIAL CONTRIBUTIONS are **always** welcome.

Miscellaneous Mumblings



You should come to the InterMarque Membership Meeting this Saturday. Why? Well, first off you're an InterMarque Member. Didn't know that, did you? It actually doesn't take much to be an InterMarque Member. There are no dues to pay, no blood oaths to swear, and no forms to sign. Just the fact that you're reading this journal qualifies you. You really don't even have to read it. All you have to have is an interest in vintage foreign motorcars.

There are four parts to the meeting. There's the premeeting (aka breakfast. Oh, I forgot to tell you that the meeting is at the Square Peg. See info elsewhere in the Monthly for its location and web site and all that stuff. Owner Phil Vanner has just opened a room especially for us, and perhaps to shield his regular customers from us.) Anyhow, the premeeting is mainly just eating and getting to know other similarly afflicted lost souls. You don't have to be a brilliant conversationalist. I'm not.

After the premeeting, the First Annual Monthly Meeting will commence. The main agenda item is next year's schedule. What we think is going to happen and what you would like to see happen. There will be representatives of many marque clubs in attendance and maybe we can get them to tell us what they're up to, marque-wise and intermarque-wise. Rallies, shows, tours, events, races, tech sessions, informal get-togethers and whatever else you can think of.

This reminds me, if you have any items you'd like to see on the agenda, please send it to me at intermarquemonthly@yahoo.com. (Don't try to click on that blue type. It may look like a hyperlink but it's just an Arial font colored blue. It bears as much resemblance to a real hyperlink as a Crown Vic with a vinyl roof does to a Rolls-Royce.)

Another part of the meeting will be an Inter-Marque Council Meeting. During this part of the meeting, only official Council members can be asked whether their clubs would like to make a donation to next year's Inter-Marque Spring Kick-Off/Car Show/Banquet. And whether they would like to volunteer to organize some portion of the banquet. My advice is that this is a good time to say you have to take a call on your cell phone and exit the room. One year I didn't and now I chair the Council. This shouldn't take too long and then we can get to the

Postmeeting, where you can get the name of that garage somebody was talking about or make arrangements to have somebody come take a look at the 738 pieces that you just bought as a 95% restored Wartburg. Or anything else you want to do. I have to get a haircut at 11:30 so that's the latest this festival can last.

Hope to see you there.

p.s. Drive your vintagemobile and receive a standing ovation.

Details Matter

words and pictures by
Bob Groman

All of us take pride in making our cars look as good as possible. This is true whether you display your pride and joy at a local car show, a national event, or just for your own enjoyment or club outing. In this article I have assembled a small group of products and ideas that I have used on parts that seldom get attention.


Let's begin with cleaning your baby. If you are like me, you probably keep your car pretty clean all the time anyhow. Your paint is not only the largest area, but also the first thing people are going to see. There is no substitute for a good paint job, and invariably the time and labor involved are going to cost a pretty penny. In reality, no amount of elbow grease on your part is going to correct poor paint. However, a decent paint job that has a few years on it can be brought back to life by using products designed for that purpose.

Not only is it important to use these products for the best finish, but to use them properly. I have used many, many products over the years, some good...some not so good. Let me just say (and I KNOW you have heard this before), you get what you pay for. Yes, there are some very good products out there for the budget minded among us, and I will give you what I think are the best of those in just a moment.

Today, I use car care products almost exclusively from a catalog company called "Griot's Garage." They carry everything you could want to clean and



protect your car's interior and exterior. If you are unfamiliar with their products, have them send you their free catalog of products. (I have included their web site and phone number at the end of this article). Some nice things about Griot's is, all of their products are silicone free, and are designed to work with each other. They also provide a toll free "hotline" if you should have any questions, and for a nominal price, a book covering how to use the products to get the best results. This book is all inclusive and very detailed, from removing old wax, claying, polishing, waxing, and between wash protection.



I started out by ordering their "Speed Shine" which is a spray on mist that will clean away dust and light dirt between washes. I use this not only at home, but also when I take my car to a show to shine it before judging. It didn't take too much convincing after using this product, to

purchase others in their line. Needless to say, I have been very pleased. Here is a list of the products I have found to be most useful in preparing my car to look its best:

Speed Shine: Griot's Spray and wipe cleaner and detailer. It cleans away dust and light dirt with a misting and toweling. It takes me less than 15 minutes to do my entire car, and leaves a brilliant shine.

Rubber Cleaner: I use this to remove all of the "WetLook" dressings I had applied to my tires over the years. It took away that sticky mess and build-up leaving me with clean tires to which I then applied either their Vinyl and Rubber Dressing or Weatherproof Tire Dressing. The cleaner is also excellent for cleaning hoses, weather seals, or any other rubber components on your car.

Vinyl & Rubber Dressing: Use this on your vinyl interior parts or to protect your new or recently cleaned tires. It leaves a very nice "satin" finish and doesn't seem to collect dust and lint as readily as other products.

Paint Cleaning Clay: Used with Speed Shine to lubricate the clay, it removes contaminants you can't see from your paint. I was skeptical at first...but am now a believer.

Best of Show Wax: A liquid wax that is Carnauba based. It goes on and comes off easily, and the finish is beautiful.

Undercarriage Spray: This stuff is amazing. If you have undercoated or plastic wheel wells, this will literally make them shiny and clean with a quick spray. (I also use a cloth to dab any runs or over-spray). You know how black areas can get greyish from road grime. This product eliminates that.

For those who are more budget minded, I heartily recommend the products made by Meguiar's and Armor-All. Both of their lines of products, for about the same cost as other "off the shelf" brands, are superior in ease of use and quality of finish. Meguiar's also has a "Quick Detailer" which is similar to Speed Shine. Armor-All has become the standard for vinyl cleaning and protecting over the years, and can be purchased in different gloss finishes.

Additionally, I use micro-fiber cloths when detail wiping or removing wax from my car. These can be purchased almost anyplace that carries car care products. They pick up dust particles within their micro-fibers and help keep them from creating minute scratches or swirl marks on your car's finish. As with any product, follow the directions to achieve the best results.

We all have spots on our cars that are a little less than perfect, but aren't sure how to go about correcting them. Most of these are located in the engine bay so we aren't looking at them all the time. Many of these can be made to look like new with a good cleaning or repaint. Others require more thought, and perhaps disassembly, to get them to where you want them to be.

Let's start with the big things (most obvious) and work our way to the smaller items. It is, of course, easiest to accomplish these things during a restoration or engine rebuild. But if you are like me and restore your car on a "continuing basis," you may not have the option of restoring some items (because of money and time) in one fell swoop. Look at your engine compartment. What are the first things your eyes are drawn to? Chances are it will be the valve cover and air cleaner housing. Repainting these items will, in very little time, brighten things up considerably.



On my Triumph TR-6 these items were originally silver. There are a lot of silver paints to choose from, and you need to determine which is suitable for your vehicle. Should it be Gloss, Satin, or Flat?

No matter what paint color or degree of gloss, you will need to remove and clean the part before you paint it. Any rough spots are going to show through the new paint and flaw the final finish. I like to sand blast (or media blast) the part to bare metal before I repaint it. If you don't have a sandblasting cabinet, check out your local auto shop and see if you can use theirs, or have them sand blast the part for you. This will give you the best possible starting point for refinishing the part. Absent that option, a wire wheel and/or sanding the

part will work nicely to remove old paint. I use "fine" sandpaper and scotch-brite pads to accomplish this.

When my part has been cleaned and is ready for painting, I take a rag and spray brake cleaner on it to wipe down the part. This will remove any grease or body oils that can interfere with the paint's adhesion. Prime the part with a good paint primer. (I use Krylon for my "off the shelf" primers and paints.) If there is rust pitting or other roughness on the part, use a "filling" or sandable primer that will smooth the roughness.

After the primer dries, paint the part with your desired color. I found that the closest silver for my TR-6 was "Wire Wheel" silver (available through Moss Motors or Eastwood). When this had dried...and here's the trick...I sprayed a coat of Krylon Crystal Clear over the part. This adds depth and a gloss that just painting won't give.

Of course, if you require a flat or satin finish, don't do this. For satin black, I use Krylon's BBQ Black, which adds a degree of high temp adhesion to the part. Don't forget to replace any gaskets with new ones before re-assembly.

Another "big" part that is easily seen and hard to keep nice are the manifold assemblies.

Most of the time, your intake manifold will not require painting. My intake manifolds are both an aluminum alloy, and a good sandblasting cleaned them nicely without any further refinishing.

The exhaust manifold is usually made of cast iron and rusts. Due to the high heat exhaust manifolds are subjected to, regular paints don't stay on very long. I once painted my TR-6's exhaust manifold with silver spray paint. It looked OK for the

first few minutes. But when I started the engine and let it warm up, the paint burned off and left a decidedly "pinkish" hue. We were not pleased.

What I have found is a high temperature paint for exhaust manifolds made by POR-15. It comes in several different shades of "cast color" and is good up to 1400 degrees F. Of course you will want to remove the manifold and sandblast it prior to painting. POR-15 runs about \$28 per pint, but is worth every penny. It dries hard and if applied correctly will last for years. When using POR-15, make sure you stir (not shake) the can thoroughly as the heavy pigments settle quite fast. Apply it using a foam brush rather than a bristle brush, as the paint will show the brushmarks. Make sure you follow the directions for letting it dry before applying heat to the manifold. POR-15 can be purchased at your local automotive parts store or automotive paint supply.

Another catalog company I have been very happy with is the Eastwood Company. They offer a huge range of restoration products from paint to tools, and the products I have used from them are exceptional, especially for my smaller part restorations. Request their catalog, (it too is free and contact info is at the end of this article) and peruse the neat things they have to offer...you'll feel like a kid at Christmas! There are three Eastwood products I've used and highly recommend.

Tin-Zinc Electroplating Kit: Have some parts that were originally zinc plated and have lost their shine? This is a fantastic product for re-plating those small parts. It isn't as shiny as chrome, but stands up ten times better than paint and restores an original finish to those parts that were originally plated. The electrolyte solution is Hydrochloric acid. Using it requires a



degree of care, and a well ventilated place to do the plating, but other than that, it is pretty straightforward and easy to do. If you look at the picture of the side curtain brackets from my TR-3, you can see how the brackets were plated using this system, the side curtain attachments are painted with wire wheel paint, and the Dzus fasteners are chromed. I have also used it on the wiper motor cover plates, and various other pieces.

Golden Cad System: I decided to rebuild my brake master cylinder, and noticed this product in the Eastwood catalog. It is a paint system that replicates the Cadmium finish on many parts on our cars. It is very, very close to Cadmium plating, and is easy to do. As with painting, make sure your part is clean and free of roughness. Since this is paint and not plating, you can use



primer to smooth out any roughness that shouldn't be there. The system is comprised of three aerosol cans, Gold Base coat, Red tint and Green Tint. After cleaning and prepping the part, spray it with the gold and let it dry. Follow up with random highlights of the red and green tints and you are done. It really does work, and looks very good.

Radiator Black Paint: This is just what it says. It is a specially formulated black paint for radiators that isn't as heavy or thick as regular aerosol paints. It won't restrict airflow or heat exchange and will endure temperatures to 300 degrees F.

I have also purchased various tools from Eastwood, and have found them to be of high quality and more than adequate for the enthusiast who works on his own cars. Their catalog is especially helpful if you are restoring or going to restore your baby,



and are comparable to Auto Parts store prices (if you can find the parts).

I have several other thoughts I would like to pass on. Those clear or translucent plastic parts under the hood (washer bottles, brake and clutch fluid reservoirs, and radiator overflow bottles) need to be replaced if they are stained or dirty. I have tried every thing I can think of from scouring pads to soaking them in bleach with less than satisfactory results. Considering how (usually) inexpensive they are, replacing them is really the better option if you desire a "new" look. Rubber grommets in your firewall and such require the same treatment...replace them.

Remember too, that in the end, it is always easier to remove a part from your car to restore it. It gives you access to the part from every angle for cleaning and painting, and significantly reduces the chance of paint over-spray and dropped brushes that invariably end up on your paint.

And finally...those nuts, bolts and washers that you removed to take off a part for restoration? Wouldn't they look better cleaned up (wire brushed, sand blasted, or even plated) or replaced with new when you re-assemble your now carefully restored part?

I sincerely hope this helped, and maybe gave you some ideas for short term projects this winter. Please let me know if you have any additional tips...or better yet...tell Andy!

Have fun.

Contact List for Companies:

The Eastwood Company: www.eastwood.com (1-800-345-1178)

Griot's Garage: www.griotsgarage.com (1-800-345-5789)

POR-15: www.por15.com

Meguiar's auto care products: www.meguiars.com (1-800-347-5700)

OUT & ABOUT

Pine Run Racetrack Project Put on Indefinite Hold

Things didn't go well at the October 18 meeting of the Pine County Board. Bowing to vocal opposition, the Board voted to throw another hurdle, submission of an Environmental Impact Statement, in the path towards construction of the Pine Run Motorsports complex. The EIS involves a long and costly process and would be in addition to the Environmental Assessment Worksheet completed last spring.

On October 27, JD Investments announced that it will "consider its

options" before it decides whether to go ahead with the project. While JD also said, "This does not mean the project is dead," its prospects look considerably poorer today.

In the meantime, rumors continue to swirl around the future



InterMarque Meeting

Saturday, November 19

breakfast 8:30 a.m.

meeting 9:30 a.m. until 11:00 a.m.

Sqaure Peg Restaurant

2021 East Hennepin in the Hennepin Square Building, Minneapolis, Minnesota.

All intermarque members are invited to attend.

Am I an intermarque member? If you're reading this, the answer is yes. If someone is reading it to you, the answer is yes. If you ever saw a foreign car you thought you might like, the answer is yes. Otherwise, no you're not.

Info on and map to the Peg: www.squarepegdiner.com/

If you would like something placed on the agenda, please contact andylinberg@earthlink.net

plans for Brainerd International Speedway.

If there are any people that know, they aren't talking, but, just given the amount of speculation, there must be something going on. Whether it's golf courses and condos or pits and paddocks is anybody's guess.

There's Treasure Everywhere!

This trove of decomposing automotive carcasses above is located in Cumberland, Wisconsin. It's behind the NAPA store and owner Buzz says it's not a junkyard. Buzz isn't quite sure what to call it, but admits he's unlikely to get around to restoring any of them. On the other hand, he "likes things" so doesn't



want to sell them.

Storage is cheap and he's got another site, a pole barn, full of even more rotting treasures. He thinks he'll probably hold on to them for awhile, or until he dies and then his "kids'll sell them at ten cents on the dollar."

Probably the most interesting thing about Buzz's "collection" is that it doesn't include the normal Chevys and Buicks. Buzz always thought they were too normal so he tended to buy more oddballs. In addition to the sad Triumph TR7 and Datsun 270Z in the picture, there are vehicles like: a Studebaker President, several Desoto Adventurers, a Dodge Royal Lancer, a Studebaker Flight Hawk, and two Mercury Sun Valleys. Boy, you don't hear names like those much anymore. For those interested in more normal, and more collectible, vehicles, there's one Lincoln Continental Mark II outside and a slightly more presentable version in the shop awaiting its (probably) never to occur restoration. A Continental Mark I is also outside rusting away. Not many old foreign cars, but a bad day at the junkyard beats a good day at the office any time.

Built to Scale

by Mark Illinski

With the Mini now in storage for a long winters nap and catching up on household projects, I can actually sit down and think about the dicast model scene again.

The Toledo Toy Show came and went so fast this year, I can't believe it's over already. It was a good show with lots to see and of course to buy. This show is held several times throughout the year at the Lucas County Rec Center in Maumee, Ohio (Toledo). The one in October is usually the largest and best attended. It always falls on the second weekend in October and is a two day event.

The show opens on Saturday with vendor set up at 9:00 a.m. It is then open to the public from Noon till 4:00 p.m. Before all this happens, the early bird swap

OUT & ABOUT continued on next page

Last Month's Whatizit



The snowflake-on-the-mountain symbol appears on the sidewall of tires that meet the snow performance standard developed in 1999 by the U.S. Rubber Manufacturers Association (RMA) and the Rubber Association of Canada (RAC). It was to be on all new qualifying tires by now, but there are still some new winter tires that meet the standard built from molds produced before the symbol was developed.

(Information from the Tire Rack)

This tire meets the snowflake standard.



This tire does not.



Hey, did you know you can buy polo shirts embroidered with a full color InterMarque Monthly logo? See page 12 for details!

Unpaid Celebrity Spokesperson (who doesn't even know he's appearing in this ad)

meet takes place at a local church parking lot at the unheard of time of 4:00 a.m. This is for the hardcore only. On Sunday, the show opens to the public at 9:00 a.m. and closes at 3:00 p.m.

When I first attended this show ten years ago, there were over 400 vendor tables available and it was usually sold out months in advance. Sadly, this is not the case any more. With the advent of the internet, which is still a good thing in its own right, attendance has dropped off severely by spectator and vendor alike. This year, less than 300 tables were occupied and they were available at the door. Floor rights get you in the door at the same time as the vendors, but costs 50% of table rent. Lots of good deals and good selection can be found at this time.

The NNL Show and contest is held on Saturday evening at the same location from 4:00-8:00 p.m. This is an event that has to be seen to be believed. There are modelers in attendance from all over the world. The quality and attention to detail of some of the entries is phenomenal. This year, over 2,800 models were entered.


Of course not all shows and swap meets are of this size and magnitude. There are smaller ones that are closer to home and only one day events. These take place in Milwaukee and Chicago. A schedule of these events can be found in most model car and die cast publications. The one most notable is *Scale Auto Enthusiast*. It can be found at Barnes and Noble Bookstores.

Watch for my next article on Italian models in 1:43rd scale.

Mark

(Editor's Note: My grandson was over the other day so we dropped in Creative Kidstuff on Grand Avenue in St. Paul. My reward for buying him a Lego Star Wars Snow Speeder was finding a 1:43 scale Mini towing a camping trailer. It's a Junior Driver Classic, made in Sweden, and cost only twelve bucks. Even though I can't vouch for its quality, I couldn't resist. That was the last of the Minis, but there are still a few MGBs, Porsche 356s, Mercedes 190SLs, and Mercedes 280SLs on the shelf. All the cars are towing tear-drop campers. Oh, and if you want to simulate a traffic hazard in your model collection, there's one BMW Isetta with trailer there too.)

December



Whatizit

Answer next month.
Hint: It is a car's
logo

A VERY BIG THANK YOU TO OUR CLIENTS. WHEN YOU'RE HAPPY, WE'RE HAPPY.


We're pleased to announce that Edward Jones has been ranked "Highest in Investor Satisfaction with Full Service Brokerage Firms." We've always believed our way of doing business made sense for our clients. It's nice to know they agree.

To see how we can make sense of investing for you, contact one of our investment representatives today.

The J.D. Power and Associates 2005 Full Service Investor Satisfaction StudySM is based on responses from 6,637 investors who used one of the 20 firms profiled in the study. For more information, visit www.jdpower.com

Anissa Miller
615 Grand Avenue
St. Paul, MN 55102
651-224-3072

www.edwardjones.com
Member SIPC



Edward Jones[®]
MAKING SENSE OF INVESTING

INTERMARQUE CALENDAR

INTERMARQUE SHOWS AND EVENTS

November 15

Crash! The Legacy of Auto Safety Pioneer James J. Ryan 7:00 p.m. Coffman Memorial Union Theater Presented by Max Donath, director of the U's Intelligent Transportation Systems Institute. Safety belts save lives, and no one knew that better than the legendary James "Crash" Ryan, professor at the U of M (1931-63). A national advocate for automotive safety, Ryan earned his nickname by using himself and his graduate students as subjects in numerous crash tests conducted on campus. Ryan was responsible for improvements in shock-absorbing hydraulic bumpers, recessed dashboards, collapsible steering columns, and seat belts. Mechanical engineering professor Max Donath narrates the compelling story of Ryan's pioneering research and advocacy for transportation safety. The presentation includes footage from vintage film and television programs. The lecture is free and open to the public. Info: 612-626-8282 or www.it.umn.edu/alumni/itas/crash.html.

November 19

**New
Event!!**

InterMarque Meeting Breakfast at 8:30 a.m., meeting 9:30 a.m. until 11:00 a.m., Square Peg Restaurant, 2021 East Hennepin in the Hennepin Square Building, Minneapolis, Minnesota. All intermarque members are invited to attend. (Am I an intermarque member? If you're reading this, the answer is yes.) This will be a real meeting with a real agenda. Info on and map to the Peg: www.squarepegdiner.com/

November 19

Car Book Signing 8:30 am until 11:30 am, Square Peg Restaurant, 2021 East Hennepin in the Hennepin Square Building, Minneapolis, Minnesota. Kevin Clemens, author of "Motor Oil for a Car Guy's Soul" will be signing his new book. **Production problems force the delay of this event. It will be rescheduled.** Info on and map to the Peg: www.squarepegdiner.com/

MAY 7, 2006

German Car Show Maplewood Imports, Porsche, Mercedes-Benz, and Audi

MAY 21, 2006

InterMarque Spring Kick-Off/Car Show/Banquet Noon to 5:00 p.m. Radisson Plymouth, hidden just off the I494 and Hwy 55 interchange. Free car show on the grass from noon to three followed by (cheap) banquet and awards ceremony. Info: Watch this space.

JUNE 4, 2006

Bug In Central 9:00 am to 3:00 pm, WestSide Volkswagen, 2370 Highway 100 South, St. Louis Park, MN Hosted by the Twin Cities VW Club Info: www.twincitiesvwclub.com

JUNE 15 - 18, 2006

Rendezvous 2006 Thunder Bay, Canada. Hosted by the Thunder Bay Vintage Sports Car Club. Rendezvous is always a great event and the Canadians know how to do it right. The Thunder Bay Club was the one that got this event off of its focus on British cars designed by Donald Healey so they deserve the support of all of us. Besides, it will be a great time. Host hotel will be the Best Western NorWester, 2080 Highway 61 in Thunder Bay. For reservations, call 807-473-9123 or 888-473-2378. Info: www.tbvsc.ca

JUNE 23 - 25, 2006

Back to the Fifties State Fair Grounds, St. Paul, MN Hosted by the Minnesota Street Rod Association. 10,872 street rods, classics, and customs in 2005.

MAY OR JUNE 2007

Rendezvous 2007 Ashland, Wisconsin. Hosted by the Jaguar Club of Minnesota.

RECURRING INTERMARQUE EVENTS

InterMarque Breakfast Every Saturday morning! 8:30 a.m., Square Peg Restaurant, 2021 East Hennepin in the Hennepin Square Building. Humungous parking lot! You don't have to be an InterMarque member to attend. **Second Saturday of every month is Lady's Day. No free breakfast but a separate table and you don't have to talk about cars (unless you want to).** Info on and map to the Peg: www.squarepegdiner.com/

InterMarque Brewfest Every Sunday afternoon! 4:00 p.m. till ? Kip's Pub, northwest corner of I394 and Hwy 169. For anyone and everyone that has a European car and would be interested in a Sunday evening get together. www.kipspub.com

INTERMARQUE RACES, RALLIES, & TOURS

- DEC 31 - JAN 1** **Sports Car Racing on Ice** Pine City, Minnesota. Sanctioned by the International Ice Racing Association. Practice Weekend. Info: www.angelfire.com/mn/icerace/index.html
- JANUARY 7 - 8, 2006** **Sports Car Racing on Ice** Garrison, Minnesota - Lake Mille Lacs. Sanctioned by the IIRA. Rubber, studded and rookie sprint races on Saturday. Two-plus hour endurance race on Sunday. Info: www.angelfire.com/mn/icerace/index.html
- JANUARY 14 - 15, 2006** **Sports Car Racing on Ice** Garrison, Minnesota - Lake Mille Lacs. Sanctioned by the International Ice Racing Association. Rubber, studded and rookie sprint races on Saturday. Two-plus hour endurance race on Sunday. Info: www.angelfire.com/mn/icerace/index.html
- JANUARY 21 - 22, 2006** **Sports Car Racing on Ice** Balsam Lake, Wisconsin - Lake Balsam. Sanctioned by the IIRA. Rubber, studded and rookie sprint races on Saturday. Two-plus hour endurance race on Sunday. Info: www.angelfire.com/mn/icerace/index.html
- JANUARY 28 - 29, 2006** **Sports Car Racing on Ice** Chisago City, Minnesota - South Lindstrom Lake. Sanctioned by the IIRA. Rubber, studded and rookie sprint races on Saturday. Two-plus hour endurance race on Sunday. Info: www.angelfire.com/mn/icerace/index.html
- FEBRUARY 4 - 5, 2006** **Winter Carnival Sports Car Racing on Ice** St. Paul, Minnesota - Lake Phalen. Sanctioned by the IIRA. Rubber, studded and rookie sprint races on Saturday. Two-plus hour endurance race on Sunday. Info: www.angelfire.com/mn/icerace/index.html
- FEBRUARY 11 - 12, 2006** **Sports Car Racing on Ice** Centerville, Minnesota - Centerville Lake. Sanctioned by the IIRA. Rubber, studded and rookie sprint races on Saturday. Two-plus hour endurance race on Sunday. Info: www.angelfire.com/mn/icerace/index.html
- FEBRUARY 18 - 19, 2006** **Sports Car Racing on Ice** Thunder Bay, Ontario, Canada. Sanctioned by the IIRA. Rubber, studded and rookie sprint races on Saturday. Two-plus hour endurance race on Sunday. Info: www.angelfire.com/mn/icerace/index.html
- FEBRUARY 25 - 26, 2006** **Sports Car Racing on Ice** Balsam Lake, Wisconsin - Lake Balsam. Sanctioned by the IIRA. Rubber, studded and rookie sprint races on Saturday. Two-plus hour endurance race on Sunday. Info: www.angelfire.com/mn/icerace/index.html
- MARCH 4 - 5, 2006** **Sports Car Racing on Ice** Garrison, Minnesota - Lake Mille Lacs. Sanctioned by the IIRA. Rubber, studded and rookie sprint races on Saturday. Two-plus hour endurance race on Sunday. Info: www.angelfire.com/mn/icerace/index.html

MARQUE NATIONALS & UPPER MIDWEST REGIONALS

- JUNE 18 - 23, 2006** **Northeast Ohio Conclave** Location: Akron, OH Austin-Healey Club of America. Info: Wayne Ward 440-235-8326 wardwe@aol.com
- JUNE 21 - 25, 2006** **MG International 2006** Gatlinburg, TN Hosted by The North American Council of MG Registers (composed of, take a deep breath, the North American MMM Register, New England MGT Register, North American MGA Register, North American MGB Register, and the North American MGC Register). This is the once every five year gathering of all MG's, the last of which was held here at the Minnesota State Fairgrounds in 2001. Info: www.MG2006.com
- JULY 19 - 23, 2006** **Vintage Triumph Register National Convention** Location: Dallas Ft. Worth, TX, near the Texas Stadium. Info: vtr2006.com
- JUNE 29 - JULY 3, 2009** **MiniMeet East Meets West** Minnesota Hosted by the Minnesota Minis Pizza Eating and Psychiatric Self Help Association and 'Sota MINIs (formerly the Minnesota Motoring Society). This is a once every five years event and this one will celebrate the 50th anniversary of the introduction of the first Mini in 1959. Date is probably still tentative but both clubs are ramping up for the event. Info: www.minisota.com

REGULAR CLUB EVENTS

British Iron Society Informal gathering, **every Saturday** morning at Courtyard Cafe, 3105 North Broadway, Fargo, ND. Info: Don Carlson 701-293-6882

Mercedes Benz Club of America, Twin Cities Section Informal dinner and discussion, first Wednesday of the month, 6:45 p.m., Lion's Tap Restaurant, Hwy 212 and Cty Rd 4, Eden Prairie. Info: 952-829-0848

Minnesota Austin-Healey Club Pie and/or Pint With the President, **first Wednesday** of the month, 7:00 p.m. or before. Fort Snelling Officers Club. Info: Greg Lauser 715-262-9813 glouser@pressenter.com or www.mnhealey.com

Minnesota MG T Register MG Luncheons, **every Tuesday**, 11:15 a.m. American Legion, 6501 Portland Avenue, Richfield. Info: Bob Figenskau 952-935-7909 or www.mnmgr.com

Minnesota SAAB Club Monthly Meeting, **first Thursday** of the month, 7:30 p.m., the Backyard Bar & Grill near Har-Mar, the restaurant just as you turn in to the movie theaters. Info: Chris Luick 507-252-1888 or www.mnsaabclub.org

Minnesota Minis Pizza Eating and Psychiatric Self-Help Association Regular monthly meetings at irregular times and locations. Check www.mini-sota.com or 320-963-5681.

Minnesota Triumphs Monthly Meeting, **second Thursday** of the month (except Nov. & Dec.), 7:00 p.m., Fort Snelling Officers Club. Info: www.mntriumphs.org

The Regulars, twin cities vintage scooter club Semi-monthly gathering (weather permitting). **First and third Sunday** of the month, 2:00 p.m., Pizza Luce, Lyndale and 32nd in Minneapolis. Info: www.minnescoota.com

Triumph Drivers of Manitoba Informal gathering, **every Saturday** morning, 9:00 a.m., at the Rib Shack Restaurant, 1140 Pembina Highway, Winnipeg, Manitoba, Canada. Spouses welcome. Bring your car or just drop in. Info: www.britishcar.ca

Twin Cities VW Club Monthly meeting, **first Wednesday** of the month, 7:00 p.m., West Side VW. Meeting usually lasts 30 to 45 minutes and attendees gather afterward at TGI Fridays on I-394. Info: www.twincitiesvwclub.com

InterMarque Monthly
VINTAGE FOREIGN MOTORCARS OF THE UPPER MIDWEST

Logo Wear

Do you have your InterMarque Monthly polo shirt yet? No? Me neither but they're on my Santa list. You should tell him you want a couple too. Or even better, cut out the middleman and just order your own.

How can you order? Grab your Visa card, crank up your computer, go to fourth-gear-ltd.com, click "online shopping," click "corporate stores," click InterMarque Monthly, and then make your selection.

FourthGear
fourth-gear-ltd.com

Economy Polo Shirt. InterMarque Monthly logo, cotton, \$28.95

Premium Quality Polo Shirt. InterMarque Monthly logo, combed cotton, \$35.95



For Sale



1936 Rover Saloon with 58,760 original miles. A very nice 4 passenger British auto capable of touring long distances comfortably. It has received many FIRST IN CLASS awards, plus BEST OF SHOW awards. Up grades include a GM ohv 4 cylinder 95 hp motor with 4500 miles since the rebuild, a 5 speed transmission, a Toyota rear axle, new upholstery, new running board rubber, electric fuel pump, newer www Firestones, new gas tank liner, new ball joints & new 12 volt battery (2005). Painted dark blue over black



fenders (wings) and in beautiful condition.

All interior wood, dash & window cappings, is restored English rosewood. The chrome is especially nice. The original 6 cylinder (14hp) engine complete is included. A wonderful sliding sunroof makes the car a pleasant touring car and the interior is always cool. All manuals and much literature is included. The restoration has been carefully & professionally done so as to preserve the appearance of an original 1936 Rover. Asking \$20,500. For more pictures contact: Russ Bees@msn.com or (515) 961-4120 in Iowa (Dec).

1959 MGA Coupe PROJECT. Chassis, engine, running gear, brakes, etc, totally rebuilt. Instruments mounted in the dash and wired, ready to install. I have \$4,000 worth of new parts, awaiting install: new bumpers, new grill, new wiring harness, new body mount kit, 4 new tires on good wire wheels, new knockoffs, new gas tank, new batteries, new exhaust system, etc, etc. Body is in quite good shape,



needs finishing. Price \$3,999 or best offer. (That's the price of the new parts, I'll throw in the car for free!) Bill Brown, Apple Valley 952-432-4231 shelties@charter.net (Dec)

1965 Austin-Healey 3000 Mk 3, BJ8, early phase two. Serial #29979. Healey blue over white. Top is in new condition. New interior. ~~\$35,000~~ \$28,000. Larry Nimmerfroh lnimmerfroh@mn.rr.com 952-294-4314 (Oct)



1973 Triumph TR6 – "SIX4KIX" – Arizona car, frame-off restoration. Red, black top, tan seats. New stereo and CD player. New top, tonneau cover and boot. Weber carburetors, Monza exhaust, high performance clutch and much more. Rust free. Looks and drives great – MUST SEE!! Contact Mark of Quality Coaches @ 612-824-4155 (Dec)

1974 Triumph TR6 with aftermarket turbo blower. Red with traditional rust spots. New clutch assembly, new black top, new head gasket. ~~\$5,000~~ \$4,000. Larry Nimmerfroh lnimmerfroh@mn.rr.com 952-294-4314 (Oct)

Project Cars Three Austin Healey Bugeye Sprites, \$1,400-\$2,500. 1962 Jaguar Mark II 3.8 sedan, \$3,500. 1966 Triumph Spitfire, \$2,200. 1968 Jeep-

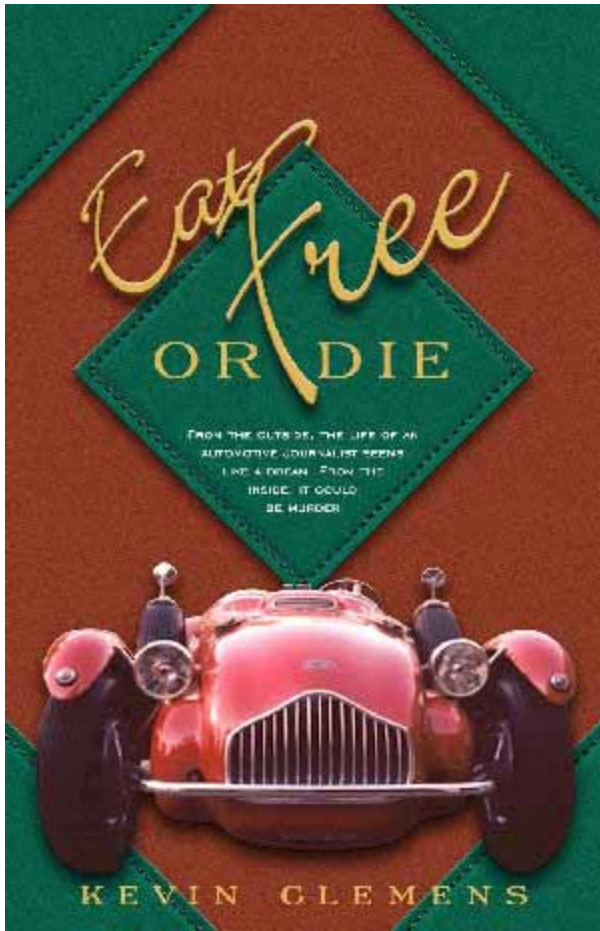
Kaiser 1 1/4 ton 4x4 M715, \$3,000. 1987 Toyota MR2, \$1,600, needs some body work on front but have all replacement parts plus new windshield. Runs well. Plus a heavy duty car dolly for only \$450. All prices are negotiable, come see! Pat and Bob Kessler (608-784-8916) bpbritish@aol.com. Sorry don't have pictures, but it is a great ride down the river to LaCrosse. All vehicles are at our British car repair shop. (Dec)

In-Car Race Video of the 2005 Austin Healey Challenge Series as seen from my Healey 3000 racecar! This one-hour DVD includes Road America, Summit Point, VIR, Watkins Glen, and Mid-Ohio. You won't see this anywhere else! Send \$20.00 (personal check or money order) to: Dan Powell, 6005 Chowen Ave So, Edina, MN 55410. (Oct)

Cars Wanted Brian Denny owns and operates Props on Wheels and they provide vehicles for movies, videos, etc. Often, if your vehicle is selected, you can get paid for its use. His website is www.propsonwheels.com. If you're interested, drop him a line, preferably with a digital picture of your car. (Oct)

Auto Magazines Approximately 1500 automotive magazines from the late 60's to current. Primarily **premium** American (Vintage Motorsport, Car Collector, SIA, R&T, etc.) and **premium** British titles (Thoroughbred & Classic Cars, Classic & Sports Car, and MotorSport). Save me from myself. Best offer. George Arthur 651-436-3227 (Nov)

Put it on your calendar now!
 Inter-Marque
 Spring Kick-Off/Car
 Show/Banquet
 May 21, 2006



Eat Free or Die

From the outside, the life of an automotive journalist seems like a dream. From the inside, it could be murder.

a novel by

Kevin Clemens

**RELEASE DATE:
NOVEMBER 21, 2005**

ISBN # 0-9729445-3-2

"Eat Free or Die is a light and humorous yet intriguing and suspenseful yarn that'll keep you turning its pages. Definitely recommended reading for auto enthusiasts and mystery buffs alike." —*European Car*

"Kevin Clemens' appraisal of the toys, the travels, the cars, and the other perks of Simon St. Scot's life is a fascinatingly detailed look at the life of a high-flying automotive journalist." —*Joe DeMatio, Automobile Magazine*

"...fun and fast paced—an entertaining read with nary a clank or factual error to create a speed bump. Clemens has the beginnings of a series if he chooses to write a sequel." —*AUTO Aficionado*

"An amusing murder mystery set in the land of car magazines..." — *Road & Track*

"Death stalks a freewheeling auto test driver... with a surprise twist." — *Ken Gross, Automotive Historian and Journalist*

"I don't recall press trips being quite this exciting, but then again..." — *Dennis Simanaitis, Road & Track*

"Clearly, Kevin Clemens' heart has overhead valves..." — *Denise McCluggage, Journalist and Racing Driver*

PRE-ORDER- JUST IN TIME FOR THE HOLIDAYS

Guaranteed Delivery!

Order now directly from the publisher, **River's Bend Press**, for delivery before the holidays.

By Phone: 1-877-221-1632

Online: www.riversbendpress.com

or send check or money order and address to:

River's Bend Press

PO Box 606

Stillwater, Minnesota 55082

Eat Free or Die

Shipping and
handling

TOTAL

\$14.95 USD (\$16.95 CDN)

\$2.00 USD (\$3.00 CDN)

\$16.95 USD (\$19.95 CDN)

Author's web site: www.eatfreeordie.com